



QuickFacts

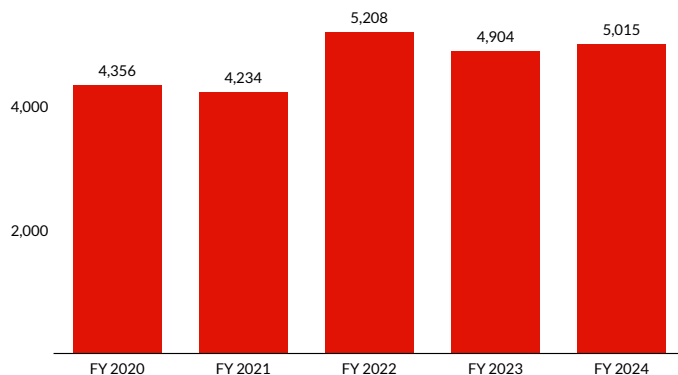
Theft, Property Destruction, and Fraud

Population Snapshot

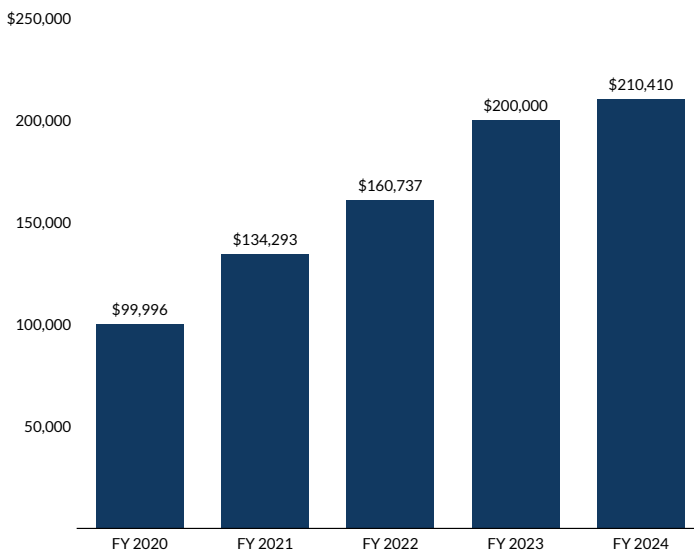
61,678 cases were reported in FY24;
5,015 involved Theft, Property Destruction,
and Fraud.¹

These cases have increased
15.0% since FY20.

Number of Theft, Property Destruction, and Fraud Offenses



Median Loss Amounts for Theft, Property Destruction, and Fraud Offenses²



Individual and Offense Characteristics

70.2% of individuals sentenced for theft, property destruction, and fraud offenses were men.

38.6% were White, 38.6% were Black, 16.0% were Hispanic, and 6.8% were Other races.

Their average age was 43 years.

88.2% were United States citizens.

73.0% had little or no prior criminal history (Criminal History Category I).

The median loss for these offenses was \$210,410;³

- 9.1% involved loss amounts of \$6,500 or less;
- 19.6% involved loss amounts greater than \$1.5 million.

Sentences were increased for:

- the number of victims or extent of harm to victims (31.0%);⁴
- using sophisticated means to execute or conceal the offense (19.7%);
- using an unauthorized means of identification (14.8%);
- a leadership or supervisory role in the offense (9.9%);
- abusing a public position of trust or using a special skill (15.6%);
- obstructing or impeding the administration of justice (3.7%).

Sentences were decreased for:

- minor or minimal participation in the offense (4.7%).

The top five districts for individuals sentenced for theft, property destruction, and fraud offenses were:

- Southern District of Florida (272);
- Southern District of New York (232);
- Central District of California (179);
- Southern District of Texas (168);
- Middle District of Florida (145).

Punishment

The average sentence length for individuals sentenced for theft, property destruction, and fraud offenses was 22 months.

74.2% were sentenced to prison.

8.7% were convicted of an offense carrying a mandatory minimum penalty; 17.4% of those individuals were relieved of that penalty.



QuickFacts

Theft, Property Destruction, and Fraud

Sentences Relative to the Guideline Range

60.1% of sentences for theft, property destruction, and fraud offenses were under the *Guidelines Manual*.

- 41.4% were within the guideline range.
- 14.5% were substantial assistance departures.
 - The average sentence reduction was 68.1%.
- 0.1% were Early Disposition Program (EDP) Departures.⁵
 - The average sentence reduction was 30.6%.
- 3.8% were some other downward departure.
 - The average sentence reduction was 55.5%.
- 0.3% were upward departures.
 - The average sentence increase was 104.1%.

39.9% of sentences for theft, property destruction, and fraud offenses were variances.

- 37.9% were downward variances.
 - The average sentence reduction was 57.0%.
- 2.0% were upward variances.
 - The average sentence increase was 59.6%.

The average guideline minimum slightly increased while the average sentence imposed remained steady over the past five years.

- The average guideline minimum slightly increased from 28 months in fiscal year 2020 to 31 months in fiscal year 2024.
- The average sentence imposed was 21 months in fiscal year 2020 and 22 months in fiscal year 2024.

¹ Theft, Property Destruction, and Fraud offenses include cases in which the individual was sentenced under §2B1.1 (Larceny, Embezzlement, and Other Forms of Theft; Offenses Involving Stolen Property; Property Damage or Destruction; Fraud and Deceit; Forgery; Offenses Involving Altered or Counterfeit Instruments Other than Counterfeit Bearer Obligations of the United States).

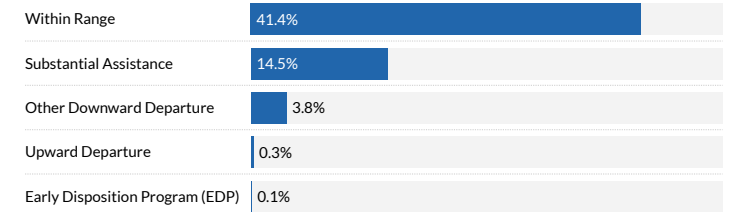
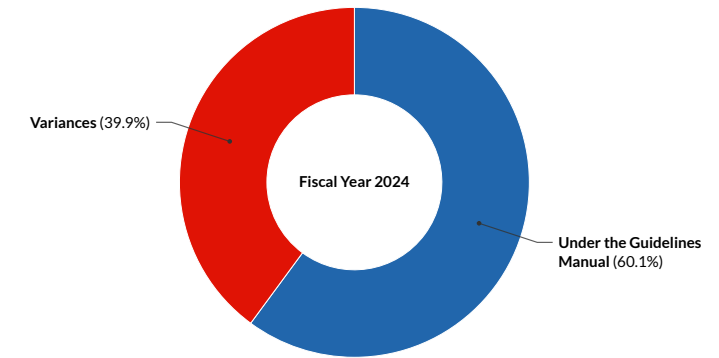
² Cases with incomplete sentencing information were excluded from the analysis.

³ The Loss Table was amended effective November 1, 2001 and November 1, 2015.

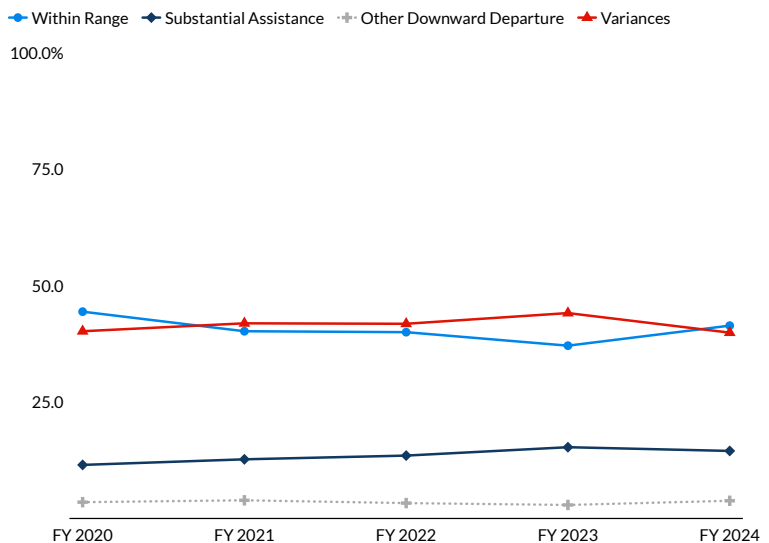
⁴ The Victims Table and Sophisticated Means adjustment were amended effective November 1, 2015.

⁵ "Early Disposition Program" (or EDP) departures are departures where the government sought a sentence below the guideline range because the defendant participated in the government's Early Disposition Program, through which cases are resolved in an expedited manner. See USSG §5K3.1.

Sentences Relative to the Guideline Range



Sentences Relative to the Guideline Range by Fiscal Year



Average Guideline Minimum and Average Sentence (months)

